



# RG-AP880-AR

## Wi-Fi 6 Quad-radio Access Point



Scan QR Code  
For More Enquiry

**Ruijie**

## | Product Pictures



RG-AP880-AR

## | Product Overview

The RG-AP880-AR is a Wi-Fi 6 wireless access point that delivers quad radios, AI radio design, high performance, and enterprise-grade encryption. Its hybrid cloud management mode and high-density access design allow the RG-AP880-AR to be flexibly deployed in high-quality network scenarios, such as classrooms, meeting rooms, offices, dormitories, and large venues in the education industry, production workshops and warehouses in the manufacturing industry, and outpatient clinics and mobile ward rounds in the medical industry.

# | Product Highlights

## Ultra-High Performance

## Flexible Networking

## High Security and Reliability

### Ultra-High Performance

---

- Quad-radio design (2.4GHz + 5GHz + 5 GHz + AI Radio), ten spatial streams, 1024-Quadrature Amplitude Modulation (QAM) high-speed access, and up to 7.780 Gbps peak data rate, realizing high-speed wireless access experience
- Hardware-independent AI radio card to implement better roaming policies through real-time client scanning, thereby providing optimal roaming experience for mobile office, mobile video conferencing, or network courses
- Orthogonal Frequency-Division Multiple Access (OFDMA), Multi-User Multiple-Input Multiple-Output (MU-MIMO), and Wi-Fi Multimedia (WMM), increasing the average rate per user in high-density deployment environments
- RF power adjustment and intelligent channel allocation to solve the problems such as co-channel interference and adjacent channel interference, thereby improving network transmission efficiency and stability

### Flexible Networking

---

- Local and cloud management modes, and intelligent wireless network optimization, reducing TCO and maximizing ROI
- Access through optical and Ethernet cables for flexible networking and high-speed backhaul over 5 Gbps optical links

- IEEE 802.11k/v/r support and roaming stickiness optimization, achieving seamless user roaming
- Rich IoT features: PoE output, Bluetooth 5.1, and wireless locating

### High Security and Reliability

---

- Encryption and authentication technologies including Wi-Fi Protected Access 3 (WPA3), enhanced open security, 802.1X, and Private Pre-shared Key (PPSK), enhancing data security
- Hardware-independent AI radio card, safeguarding the security of 2.4 GHz/5 GHz radio in 24/7 mode and carrying out radar scanning on wireless networks to eliminate potential risks
- Dynamic Frequency Selection (DFS), optimizing the use of available RF spectrum to prevent radar channel interference
- Cyclic Delay/Shift Diversity (CDD/CSD), Maximum Ratio Combining (MRC), Space-Time Block Coding (STBC), and Low-Density Parity Check (LDPC), improving the signal quality, signal receiving, and reliability and performance of data transmission
- Transmit beam-forming (TxBF) expands the signal coverage and enhances the reliability of specific devices, thereby improving the data rate
- Intelligent identification and monitoring, multicast-to-unicast conversion, and other features, enhancing network security and reliability

# Applicable Scenarios

## Manufacturing Industry

### Production Workshop

In the era of Industry 4.0, deploying roaming-free Wi-Fi enables automated and intelligent production workshops.



## Higher Education

### Classroom and Lab

Deploying Wi-Fi in classrooms and labs enables students and teachers to access network resources with ease, thereby enhancing the quality of teaching and learning. Students can engage in online learning, access course materials, and collaborate with classmates, while teachers can access teaching resources and deliver multimedia lessons.



### Library

Wi-Fi deployment in libraries facilitates quick access to online resources such as e-books and academic papers for research and study by students and teachers.



## Healthcare

### Outpatient Service

The Wi-Fi network provides a mobile office environment for medical staff. Medical staff can use mobile devices to view patient information in real time, which significantly improves treatment efficiency. Patients can access relevant medical information through smart devices online, resulting in improved satisfaction.



### Remote Monitoring and Management of Medical Devices

With Wi-Fi deployment, remote monitoring and management of medical devices become possible. Wireless medical devices such as ECG monitors and blood pressure monitors can transmit patient data in real time, thereby improving information security. Additionally, these wireless medical devices can be easily maintained and upgraded, resulting in cost reductions.



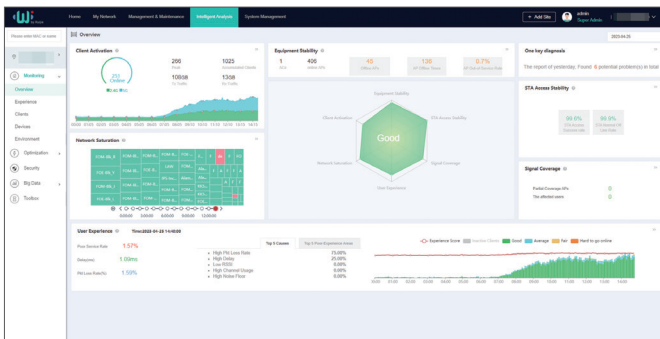
Note: For more applicable scenarios, contact Ruijie pre-sales engineers.



## Wireless Network Visualization

The overview function module of WIS provides a comprehensive view of the network running status from the perspective of overview, experience, users, devices, and environment. The network running information includes the following items:

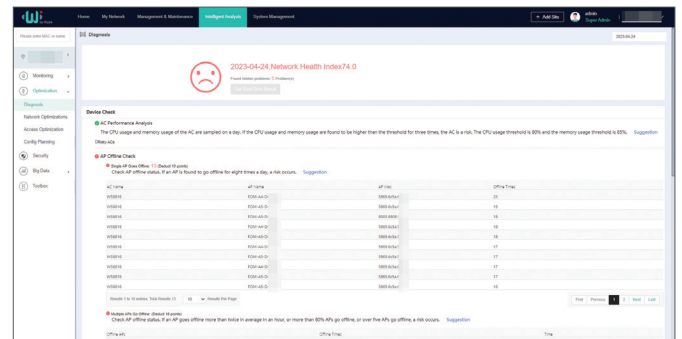
- Network basic information: device stability, device health, user stability, network signal coverage, and network association.
- User usage: user activity (network dependency), and user online experience and analysis



- Network saturation: network capacity usage and channel usage

## Intelligent Network Diagnosis

With WIS, wireless network diagnosis and health index assessment can be completed in just one click, providing test results for each item. The health index provided by WIS enables you to rapidly assess the state of your live network. WIS can locate faulty areas, APs, and STAs, and provides potential risks and corresponding optimization suggestions.



# Specifications

## Hardware Specifications

Hardware Specifications	RG-AP880-AR
802.11n	<p>Ten spatial streams</p> <ul style="list-style-type: none"> <li>• Radio 1 – 2.4 GHz: 2x2 MIMO, two spatial streams</li> <li>• Radio 2 – 5 GHz: 2x2 MIMO, two spatial streams</li> <li>• Radio 3 – 5 GHz: 4x4 MIMO, four spatial streams</li> <li>• Radio 4 – AI Radio, 2.4 GHz/5 GHz: 2x2 MIMO, two spatial streams</li> </ul> <p>Channels:</p> <ul style="list-style-type: none"> <li>• Radio 1 – 2.4 GHz: 20 MHz and 40 MHz</li> <li>• Radio 2 – 5 GHz: 20 MHz and 40 MHz</li> <li>• Radio 3 – 5 GHz: 20 MHz and 40 MHz</li> <li>• Radio 4 – AI Radio, 2.4 GHz/5 GHz: 20 MHz and 40 MHz</li> </ul> <p>Combined peak data rate: 1.200 Gbps</p> <ul style="list-style-type: none"> <li>• Radio 1 – 2.4 GHz: 6.5 Mbps to 300 Mbps (MCS0 to MCS15)</li> <li>• Radio 2 – 5 GHz: 6.5 Mbps to 300 Mbps (MCS0 to MCS15)</li> <li>• Radio 3 – 5 GHz: 6.5 Mbps to 600 Mbps (MCS0 to MCS31)</li> <li>• Radio 4 – AI Radio, 2.4 GHz/5 GHz: AI Radio for scanning only</li> </ul> <p>Radio technologies: Orthogonal Frequency-Division Multiplexing (OFDM) Modulation types: BPSK, QPSK, 16-QAM, and 64-QAM</p>

Hardware Specifications	RG-AP880-AR
802.11n	<p>Packet aggregation:</p> <ul style="list-style-type: none"> <li>Aggregate MAC Protocol Data Unit (A-MPDU)</li> <li>Aggregate MAC Service Data Unit (A-MSDU)</li> </ul> <p>Dynamic Frequency Selection (DFS) Cyclic Delay/Shift Diversity (CDD/CSD) Maximum Ratio Combining (MRC) Space-Time Block Coding (STBC) Low-Density Parity Check (LDPC) Transmit beam-forming (TxBF)</p>
802.11ac	<p>Eight spatial streams</p> <ul style="list-style-type: none"> <li>Radio 2 – 5 GHz: 2x2 MU-MIMO, two spatial streams</li> <li>Radio 3 – 5 GHz: 4x4 MU-MIMO, four spatial streams</li> <li>Radio 4 – AI Radio, 5 GHz: 2x2 MIMO, two spatial streams</li> </ul> <p>Channels:</p> <ul style="list-style-type: none"> <li>Radio 2 – 5 GHz: 20 MHz, 40 MHz, 80 MHz, and 160 MHz</li> <li>Radio 3 – 5 GHz: 20 MHz, 40 MHz, 80 MHz, and 160 MHz</li> <li>Radio 4 – AI Radio, 5 GHz: 20 MHz, 40 MHz, and 80 MHz</li> </ul> <p>Combined peak data rate: 5.200 Gbps</p> <ul style="list-style-type: none"> <li>Radio 2 – 5 GHz: 6.5 Mbps to 1.733 Gbps (MCS0 to MCS9)</li> <li>Radio 3 – 5 GHz: 6.5 Mbps to 3.467 Gbps (MCS0 to MCS9)</li> <li>Radio 4 – AI Radio, 5 GHz: AI Radio for scanning only</li> </ul> <p>Radio technologies: Orthogonal Frequency-Division Multiplexing (OFDM) Modulation types: BPSK, QPSK, 16-QAM, 64-QAM, and 256-QAM</p> <p>Packet aggregation:</p> <ul style="list-style-type: none"> <li>Aggregate MAC Protocol Data Unit (A-MPDU)</li> <li>Aggregate MAC Service Data Unit (A-MSDU)</li> </ul> <p>Dynamic Frequency Selection (DFS) Cyclic Delay/Shift Diversity (CDD/CSD) Maximum Ratio Combining (MRC) Space-Time Block Coding (STBC) Low-Density Parity Check (LDPC) Transmit beam-forming (TxBF)</p>
802.11ax	<p>Eight spatial streams</p> <ul style="list-style-type: none"> <li>Radio 1 – 2.4 GHz: 2x2 uplink/downlink MU-MIMO, two spatial streams</li> <li>Radio 2 – 5 GHz: 2x2 uplink/downlink MU-MIMO, two spatial streams</li> <li>Radio 3 – 5 GHz: 4x4 uplink/downlink MU-MIMO, four spatial streams</li> </ul> <p>Channels:</p> <ul style="list-style-type: none"> <li>Radio 1 – 2.4 GHz: 20 MHz and 40 MHz</li> <li>Radio 2 – 5 GHz: 20 MHz, 40 MHz, 80 MHz, and 160 MHz</li> <li>Radio 3 – 5 GHz: 20 MHz, 40 MHz, 80 MHz, and 160 MHz</li> </ul> <p>Combined peak data rate: 7.780 Gbps:</p> <ul style="list-style-type: none"> <li>Radio 1 – 2.4 GHz: 7.3 Mbps to 0.574 Gbps (MCS0 to MCS11)</li> <li>Radio 2 – 5 GHz: 7.3 Mbps to 2.402 Gbps (MCS0 to MCS11)</li> <li>Radio 3 – 5 GHz: 7.3 Mbps to 4.804 Gbps (MCS0 to MCS11)</li> </ul> <p>Radio technologies: uplink/downlink Orthogonal Frequency-Division Multiple Access (OFDMA) Modulation types: BPSK, QPSK, 16-QAM, 64-QAM, 256-QAM, and 1024-QAM</p> <p>Packet aggregation:</p> <ul style="list-style-type: none"> <li>Aggregate MAC Protocol Data Unit (A-MPDU)</li> <li>Aggregate MAC Service Data Unit (A-MSDU)</li> </ul>

Hardware Specifications	RG-AP880-AR
802.11ax	Dynamic Frequency Selection (DFS) Cyclic Delay/Shift Diversity (CDD/CSD) Maximum Ratio Combining (MRC) Space-Time Block Coding (STBC) Low-Density Parity Check (LDPC) Transmit beam-forming (TxBF) WPA3
Antenna	Wi-Fi <ul style="list-style-type: none"> <li>• 2.4 GHz: two built-in omnidirectional smart antennas, with peak antenna gain of 5.5 dBi.</li> <li>• 5 GHz: six built-in omnidirectional smart antennas, with peak antenna gain of 7 dBi.</li> </ul> Bluetooth One integrated vertically polarized omnidirectional antenna, with peak antenna gain of 3 dBi.
Port	1 x 100/1000/2.5G/5GBASE-T port, in compliant with IEEE 802.3af/at/bt standard (PoE/PoE+/PoE++) 1 x 5GE SFP/RJ45 combo port, compatibility with 1GE and 2.5GE modules, shared with one 100/1000/2.5G/5GBASE-T port 1 x 10/100/1000BASE-T port, supplying 48 V/12.95 W power to an IoT unit 1 x RJ45 console port 1 x USB 3.0 (Type-A connector) 1 x Bluetooth 5.1
Status LED	1 x multi-color system status LED <ul style="list-style-type: none"> <li>• AP power-on status</li> <li>• Software initialization status and upgrade status</li> <li>• Uplink service interface status</li> <li>• Wireless user online status</li> <li>• CAPWAP tunnel timeout</li> <li>• Specific AP locating</li> </ul>
Button	1 x Reset button <ul style="list-style-type: none"> <li>• Press the button for shorter than 2 seconds. Then the device restarts.</li> <li>• Press the button for longer than 5 seconds. Then the device restores to factory settings.</li> </ul>
Dimensions (W x D x H)	Main unit: 230 mm x 230 mm x 51 mm (9.06 in. x 9.06 in. x 2.01 in.) Shipping: 618 mm x 450 mm x 350 mm (24.33 in. x 17.72 in. x 13.78 in.)
Weight	Main unit: 1.0 kg (2.20 lbs) Mounting bracket: 0.1 kg (0.22 lbs) Shipping: 1.25 kg (2.76 lbs)
Mounting	Wall/Ceiling-mount (a mounting bracket is delivered with the main unit)
Lock option	Kensington lock and securing latch

Hardware Specifications	RG-AP880-AR
Input power supply	<p>The AP supports the following two power supply modes:</p> <ul style="list-style-type: none"> <li>• 54 V DC/1.1 A power input over DC connector: The DC connector accepts the center-positive circular plug with the inner diameter of 2.1 mm (0.08 in.) or outer diameter of 5.5 mm (0.22 in.) and the length of 9.5 mm (0.37 in.). A DC power supply needs to be purchased independently.</li> <li>• PoE input over LAN 1: The power source equipment (PSE) complies with IEEE 802.3af/at/bt standard (PoE/PoE+/PoE++).</li> </ul> <p>Note: If both DC power and PoE are available, DC power is preferred.</p>
Maximum power consumption	<p>Maximum power consumption: 40 W</p> <ul style="list-style-type: none"> <li>• DC power: 40 W, Radio 1 (2.4 GHz) 2x2, Radio 2 (5 GHz) 2x2, Radio 3 (5 GHz) 4x4, Radio 4 (AI Radio) 2x2, LAN 2 for PoE supply (48 V/12.95 W), and USB port for power supply (5 V/5 W)</li> <li>• 802.3bt (PoE++): 40 W, Radio 1 (2.4 GHz) 2x2, Radio 2 (5 GHz) 2x2, Radio 3 (5 GHz) 4x4, Radio 4 (AI Radio) 2x2, LAN 2 for PoE supply (48 V/12.95 W), and USB port for power supply (5 V/5 W)</li> <li>• 802.3at (PoE+): 25 W, Radio 1 (2.4 GHz) 2x2, Radio 2 (5 GHz) 2x2, Radio 3 (5 GHz) 2x2, Radio 4 (AI Radio) 2x2, LAN 2 supports data transmission but does not provide PoE output. The USB port is disabled and does not supply power to external devices.</li> <li>• 802.3af (PoE): 12.2 W, Radio 1 (2.4 GHz) 1x1, Radio 2 (5 GHz) 1x1, Radio 3 (5 GHz) 1x1, Radio 4 (AI Radio) is disabled, LAN 2 supports data transmission but does not provide PoE output. The USB port is disabled and does not supply power to external devices.</li> <li>• Idle mode: 12.2 W</li> </ul>
External power supply	<p>When powered by 802.3bt (PoE++), the AP can supply power to an external device.</p> <ul style="list-style-type: none"> <li>• The USB port can source 1 A/5 W power to an attached device.</li> <li>• The LAN 2 port can source 48 V/12.95 W power to an IoT unit.</li> </ul>
Environment	<p>Storage temperature: -40°C to +70°C (-40°F to +158°F)            Storage humidity: 5% RH to 95% RH (non-condensing)            Storage altitude: -500 m to +5,000 m (-1640.42 ft. to +16,404.20 ft.)            Operating temperature: -10°C to +50°C (14°F to 122°F)            Operating humidity: 5% RH to 95% RH (non-condensing)            Operating altitude: -500 m to +5,000 m (-1640.42 ft. to +16,404.20 ft.)            Note: At an altitude in the range of 3,000-5,000 m (9842.52-16,404.20 ft.), every time the altitude increases by 220 m (721.78 ft.), the maximum temperature decreases by 1°C (1.8°F).</p>
Mean Time Between Failure (MTBF)	<p>200,000 hours (22 years) at the operating temperature of 25°C (77°F)</p>
System memory	<p>512 MB DRAM, 256 MB flash</p>
Transmit power	<p>2.4 GHz</p> <ul style="list-style-type: none"> <li>• Maximum transmit power: 20 dBm (100 mW)</li> <li>• Minimum transmit power: 7 dBm (5.01 mW)</li> </ul> <p>5 GHz</p> <ul style="list-style-type: none"> <li>• Maximum transmit power: 20 dBm (100 mW)</li> <li>• Minimum transmit power: 9 dBm (7.94 mW)</li> </ul> <p>Note:</p> <ul style="list-style-type: none"> <li>• Adjusting the transmit power by percentage (recommended) and in 1dBm increments.</li> <li>• The transmit power adjusted in percentage. The transmit power is limited by local regulatory requirements. For details, see <i>WLAN Country or Region Codes and Channel Compliance</i>.</li> </ul>

The following table lists the radio frequency performance of Wi-Fi including different frequency bands, protocols, and data rates. It is country-specific, and Ruijie Networks reserves the right of interpretation.

Radio Frequency Performance	RG-AP880-AR		
Frequency Band and Protocol	Data Rate	Maximum Transmit Power per Transmit Chain	Maximum Receive Sensitivity per Receive Chain
2.4 GHz, 802.11b	1 Mbps	24 dBm	-96 dBm
	2 Mbps	24 dBm	-93 dBm
	5.5 Mbps	23 dBm	-90 dBm
	11 Mbps	22 dBm	-89 dBm
2.4 GHz, 802.11g	6 Mbps	24 dBm	-91 dBm
	24 Mbps	23 dBm	-85 dBm
	36 Mbps	23 dBm	-80 dBm
	54 Mbps	21 dBm	-74 dBm
2.4 GHz, 802.11n (HT20)	MCS0	24 dBm	-85 dBm
	MCS7	20 dBm	-67 dBm
2.4 GHz, 802.11n (HT40)	MCS7	20 dBm	-67 dBm
	MCS0	24 dBm	-82 dBm
2.4 GHz, 802.11ax (HE20)	MCS7	20 dBm	-64 dBm
	MCS0	24 dBm	-85 dBm
2.4 GHz, 802.11ax (HE40)	MCS11	16 dBm	-58 dBm
	MCS0	24 dBm	-82 dBm
5 GHz, 802.11a	6 Mbps	24 dBm	-91 dBm
	24 Mbps	23 dBm	-85 dBm
	36 Mbps	23 dBm	-80 dBm
	54 Mbps	21 dBm	-74 dBm

Radio Frequency Performance	RG-AP880-AR		
Frequency Band and Protocol	Data Rate	Maximum Transmit Power per Transmit Chain	Maximum Receive Sensitivity per Receive Chain
5 GHz, 802.11n (HT20)	MCS0	24 dBm	-85 dBm
	MCS7	20 dBm	-67 dBm
5 GHz, 802.11n (HT40)	MCS0	24 dBm	-82 dBm
	MCS7	20 dBm	-64 dBm
5 GHz, 802.11ac (VHT20)	MCS0	24 dBm	-88 dBm
	MCS9	18.5 dBm	-63 dBm
5 GHz, 802.11ac (VHT40)	MCS0	24 dBm	-85 dBm
	MCS9	18.5 dBm	-60 dBm
5 GHz, 802.11ac (VHT80)	MCS0	24 dBm	-82 dBm
	MCS9	18.5 dBm	-57 dBm
5 GHz, 802.11ax (HE20)	MCS0	24 dBm	-85 dBm
	MCS11	16 dBm	-58 dBm
5 GHz, 802.11ax (HE40)	MCS0	24 dBm	-82 dBm
	MCS11	16 dBm	-54 dBm
5 GHz, 802.11ax (HE80)	MCS0	24 dBm	-82 dBm
	MCS11	16 dBm	-52 dBm
5 GHz, 802.11ax (HE160)	MCS0	24 dBm	-79 dBm
	MCS11	16 dBm	-50 dBm

Note: Available frequency bands may vary with countries or regions. To use the above-mentioned frequency bands, ensure that they are supported in your country or region. For details, see [WLAN Country or Region Codes and Channel Compliance](#).

## Software Specifications

### Basic Functions

Basic Function	RG-AP880-AR
Applicable software version	RGOS11.9(6)W1B2 or later
WLAN	
Maximum number of associated STAs	1,536 (up to 512 STAs per radio)
Maximum number of BSSIDs	48 (up to 16 BSSIDs per radio)
Maximum number of WLAN IDs	16
STA management	<ul style="list-style-type: none"> <li>SSID hiding</li> <li>Band steering</li> <li>Each SSID can be configured with the authentication mode, encryption mechanism, and VLAN attributes independently.</li> <li>Remote Intelligent Perception Technology (RIPT)</li> <li>Intelligent load balancing based on the STA quantity, traffic, or band</li> <li>Intelligent STA identification technology</li> <li>Rate set settings</li> </ul>
STA limiting	<ul style="list-style-type: none"> <li>SSID-based STA limiting</li> <li>Radio-based STA limiting</li> </ul>
Bandwidth limiting	STA/SSID/AP-based rate limiting
CAPWAP	<ul style="list-style-type: none"> <li>IPv4/IPv6 CAPWAP</li> <li>Layer 2 and Layer 3 topology between an AP and an AC</li> <li>An AP can automatically discover the accessible AC.</li> <li>An AP can be automatically upgraded through the AC.</li> <li>An AP can automatically download the configuration file from the AC.</li> <li>CAPWAP through NAT</li> <li>MTU setting and fragmentation over CAPWAP tunnels</li> <li>Encryption over CAPWAP data channels</li> <li>Encryption over CAPWAP control channels</li> </ul>
Data forwarding	Centralized and local forwarding
Wireless roaming	Layer 2 and Layer 3 roaming
Wireless locating	MU and TAG device locating
Application management	Application identification

Basic Function	RG-AP880-AR
Security and Authentication	
Authentication and encryption	Remote Authentication Dial-In User Service (RADIUS) EXEC authorization, specifying source IP addresses of RADIUS packets, supporting authentication of other vendors, and built-in authentication server PSK and web-based authentication QR code-based guest authentication, SMS-based authentication, and MAC authentication bypass (MAB) Data encryption: WEP (64/128 bits), WPA-Personal, WPA-Enterprise, WPA2-Personal (PSK, TKIP, CCMP), WPA2-Enterprise, WPA3-Personal (SAE, WPA2/WPA3 transition mode), WPA3-Enterprise (CCMP, GCMP)
Data frame filtering	Allowlist, static blocklist, and dynamic blocklist
WIDS	User isolation Rogue AP detection and containment
ACL	IP standard ACL, MAC extended ACL, IP extended ACL, expert-level ACL, and IPv6 ACL Time range-based ACL ACL based on a Layer 2 interface ACL based on a Layer 3 interface Ingress ACL based on a wireless interface Dynamic ACL assignment based on 802.1X authentication (used with the AC)
CPP	CPU Protect Policy (CPP)
NFPP	Network Foundation Protection Policy (NFPP)
Routing and Switching	
MAC	Static and filtered MAC addresses MAC address table size: 2,048 Maximum number of static MAC addresses: 2,048 Maximum number of filtered MAC addresses: 2,048
Ethernet	Jumbo frame length: 1,518 Full-duplex and half-duplex modes of interfaces IEEE802.1p and IEEE802.1Q Optical module information display, alarms about faults, and diagnosis parameter measurement (QSFP+/SFP+/SFP)
VLAN	Interface-based VLAN VLAN Group (dynamic VLAN assignment based on the MAC address and 802.11 key) Maximum number of SVIs: 200 Maximum number of VLANs: 4,094 VLAN ID range: 1-4,094

Basic Function	RG-AP880-AR
ARP	ARP entry aging, gratuitous ARP learning, and proxy ARP Identification of IP address conflicts between downlink users Maximum number of ARP entries: 2,048 ARP check
IPv4 services	Static and DHCP-assigned IPv4 addresses Number of IPv4 addresses set for each Layer 3 interface: 200 NAT, FTP ALG and DNS ALG
IPv6 services	IPv6 addressing, Neighbor Discovery (ND), IPv6 ND proxy, ICMPv6, IPv6 ping IPv6 DHCP client Number of IPv6 addresses set for each Layer 3 interface: 400
IP routing	IPv4/IPv6 static route Maximum number of static IPv4 routes: 1,024 Maximum number of static IPv6 routes: 1,000
Multicast	Multicast-to-unicast conversion
VPN	PPPoE client IPsec VPN
<b>Network Management and Monitoring</b>	
Network management	NTP server and NTP client SNMPv1/v2C/v3 Fault detection and alarm Information statistics and logging
Network management platform	Web management (Eweb)
User access management	Console, Telnet, SSH, TFTP, and FTP
Switchover among Fat, Fit, and cloud modes	When the AP works in Fit mode, it can be switched to Fat mode through an AC. When the AP works in Fat mode, it can be switched to Fit mode through the console port or Telnet mode. When the AP works in cloud mode, it can be managed through WIS Cloud.

## Value-added Software

The following value-added software functions can be achieved with the WIS solution (used with RG-iData-WIS and wireless controller).

Value-added Software	RG-AP880-AR
Intelligent O&M	
Experience	<p>Network operation analysis, such as device stability and signal coverage</p> <p>Measuring users' network experience based on indicators such as the latency, packet loss, signal strength, and channel utilization, and visualizing results of the network experience</p> <p>Statistics on the number of online and offline failures of STAs associated with different APs, average signal strength, and other parameters</p> <p>VIP monitoring and alarm, and custom alarm thresholds</p> <p>STA global experience map and experience coverage evaluation based on the time range</p> <p>STA access protocol replay and fine-grained STA fault diagnosis</p> <p>Note: To support the preceding functions, ensure that the AP works in Fit mode.</p>
Network optimization	<p>Network performance optimization, including one-click network optimization and scenario-based optimization</p> <p>Client steering to cope with roaming stickiness, and experience indicator comparison</p> <p>Client steering to cope with remote association, and experience indicator comparison</p> <p>One-click diagnosis – analyzing problems and providing suggestions</p>
Big data	<p>Baseline analysis – recording the configuration, version, and other changes, and tracking network KPI changes</p> <p>Time capsule – analyzing the device version and configuration change history</p>
Regional analysis	<p>Batch generation of building floor information – uploading floor plans, and dragging and dropping AP positions</p>
One-click report	<p>One-click health report – generating a report on the overall operation of a network</p>
Security radar	<p>Unauthorized Wi-Fi signal location, presentation by category, and containment</p>
Cloud Management	
Management and maintenance	<p>Uniformly connecting, managing, and maintaining APs, ACs, and other devices, batch device configuration and upgrade, and other functions</p> <p>Deployment through Zero Touch Provisioning (ZTP) – creating configuration templates and automatically applying configured templates</p> <p>One-click discovery of the wired and wireless network topology and topology generation</p>
Cloud Authentication	
Authentication mode	<p>SMS authentication, fixed account authentication, one-click authentication, Facebook authentication, Instagram authentication, voucher authentication, and other authentication modes</p> <p>Authentication implemented in the cloud, without the need to deploy the local authentication server</p>

Value-added Software	RG-AP880-AR
Customized portal	Customized Portal authentication page for mobile phones and PCs
SMS gateway	Interconnection with SMS gateways of GUODULINK and Alibaba Cloud
<b>Platform Capabilities</b>	
Big data capabilities	Mainstream persistence solutions based on Hadoop, MongoDB, and MySQL, providing distributed storage capabilities Spark-based big data computing capabilities Data warehouse building based on Hive, and data model conversion, integration, and other functions
Hierarchy and decentralization	Authorizing different applications for different users to meet service needs of different departments Granting operation permissions to administrators in different scenarios
System management	Account operation, authorization configuration, email configuration, configuration backup, exception alarms, and other system management functions

Note: For details, refer to the latest hybrid cloud management solution.

## Regulatory Compliance

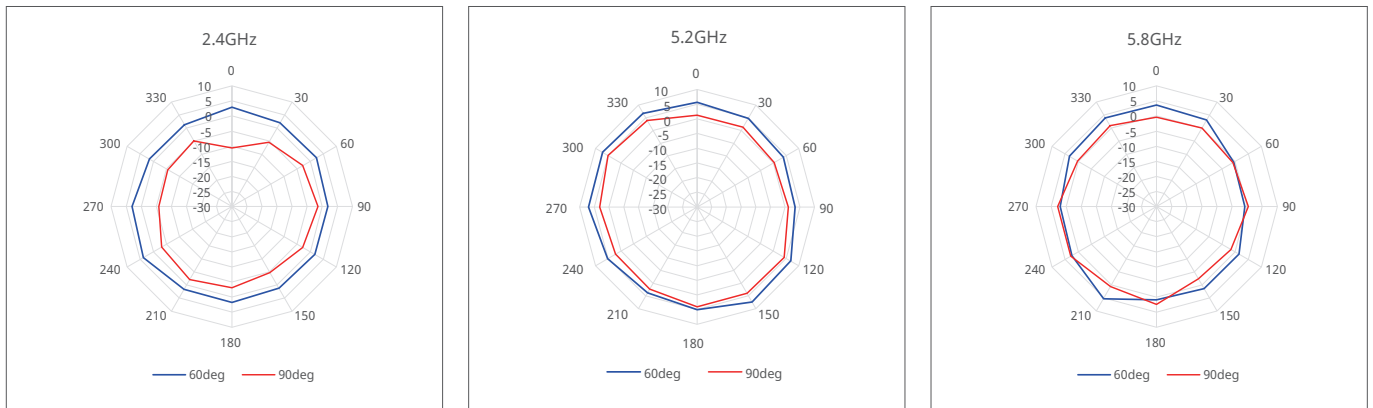
Regulatory Compliance	RG-AP880-AR
Regulatory compliance	EN 55032, EN 55035, EN 61000-3-3, EN IEC 61000-3-2, EN 301 489-1, EN 301 489-3, EN 301 489-17, EN 300 328, EN 301 893, EN 300 440, FCC Part 15, EN IEC 62311, IEC 62368-1, and EN 62368-1

\* For more country-specific regulatory information and approvals, contact your local sales agency.

# Antenna Pattern Plots

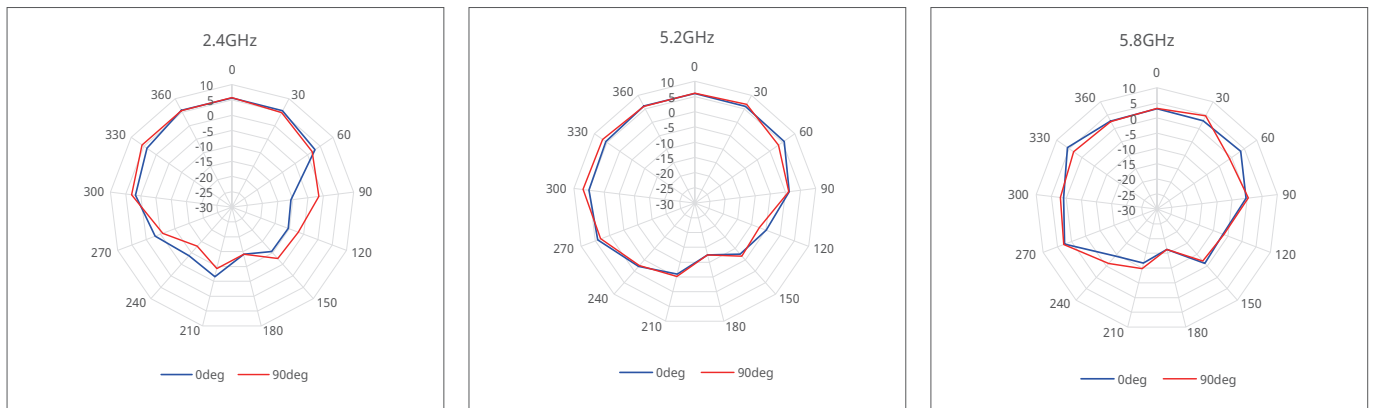
## Horizontal Planes (Top View)

The following figures show the azimuth antenna pattern at 2.4 GHz, 5.2 GHz and 5.8 GHz radios.



## Vertical Planes (Side View, AP Facing Down)

The following figures shows the elevation antenna pattern at 2.4 GHz, 5.2 GHz and 5.8 GHz radios.



Note: Operating frequency bands are country-specific.

## Ordering Information

Model	Description
RG-AP880-AR	<p>802.11ax-compliant indoor high-density wireless access point Quad-radio, ten spatial streams, peak data rate of 7.780 Gbps</p> <ul style="list-style-type: none"> <li>• Radio 1: 2.4 GHz: two spatial streams, 2x2 MIMO, peak data rate of 574 Mbps</li> <li>• Radio 2: 5 GHz: two spatial streams, 2x2 MU-MIMO, peak data rate of 2.402 Gbps</li> <li>• Radio 3: 5 GHz: four spatial streams, 4x4 MU-MIMO, peak data rate of 4.804 Gbps</li> <li>• Radio 4 (AI Radio): 2.4 GHz/5 GHz: two spatial streams, 2x2 MIMO, for scanning only</li> </ul> <p>802.11a/b/g/n/ac/ax, switching between Fat, Fit, and cloud modes, and 802.3af/at/bt PoE and local DC power supply</p> <p>Note:</p> <ul style="list-style-type: none"> <li>• The power source equipment (PSE) needs to be purchased separately.</li> <li>• The DC power supply needs to be purchased separately, and the output voltage/current must be 54 V/1.1 A.</li> </ul>

## Package Contents

Item	Quantity
RG-AP880-AR AP	1
Mounting bracket	1
Key to security lock	1
Wall anchor	4
4.2 mm x 20 mm Phillips pan head self-tapping screw	4
<i>Warranty Card and Hazardous Substance Table</i>	1
<i>Quick Installation Guide</i>	1
Ruijie wireless product management software (pre-installed on the AP)	1

## | Warranty

For more information about warranty terms and period, contact your local sales agency:

- Warranty terms: <https://www.ruijie.com/support/servicepolicy>
- Warranty period: <https://www.ruijie.com/support/servicepolicy/Service-Support-Summary/>

Note: The warranty terms are subject to the terms of different countries and distributors.

## | More Information

For more information about Ruijie Networks, visit the official Ruijie website or contact your local sales agency:

- Ruijie Networks official website: <https://www.ruijie.com/>
- Online support: <https://www.ruijie.com/support>
- Hotline support: <https://www.ruijie.com/support/hotline>
- Email support: [EBGITSC@ruijie.com.cn](mailto:EBGITSC@ruijie.com.cn)
- *WLAN Country or Region Codes and Channel Compliance*: [https://www.ruijie.com/support/documents/slide\\_wlan-country-codes-overview](https://www.ruijie.com/support/documents/slide_wlan-country-codes-overview)

*Ruijie*



**Ruijie Networks Co., Ltd.**

For more information, visit [www.ruijie.com](http://www.ruijie.com) or call 86-400-620-8818.